



DANSK

Simplicity
nolte® MÖBEL

WELCOME...

...to Nolte Möbel – a name synonymous with fine bedroom furniture for the home for fifty years in the UK and Ireland.

Simplicity offers you our most popular combinations and finishes which have been honed to make choosing your perfect bedroom as simple as possible.

Your retailer will guide you through all the choices available to create your perfect bedroom.

Our prices include professional home delivery and installation. Speak to your retailer for terms and conditions.

Our furniture is backed by a 5 year guarantee for peace of mind.

Simplicity
nolte MÖBEL

5 YEAR
GUARANTEE



Allianz für
Entwicklung
und Klima



The wardrobe perfectly tailored to your home.
Good ideas fit into your home, not the other way round.

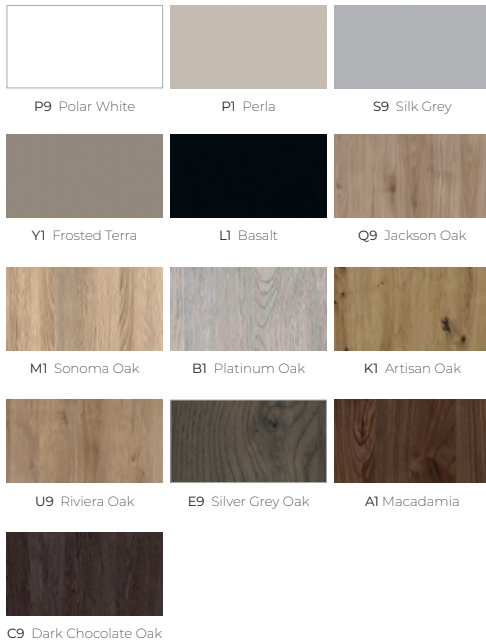
The door shuts out the stress of daily life -
but remains wide open for pleasure and relaxation.



WARDROBE FINISHES

Step 1 & 2 - Please select the colour of door A and door B

Decor Finishes - PG1

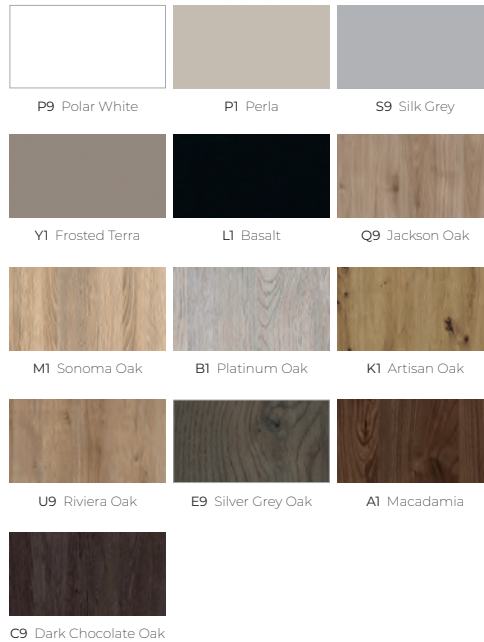


Glass Finishes - PG2



Step 3 - Please select the colour of the drawers

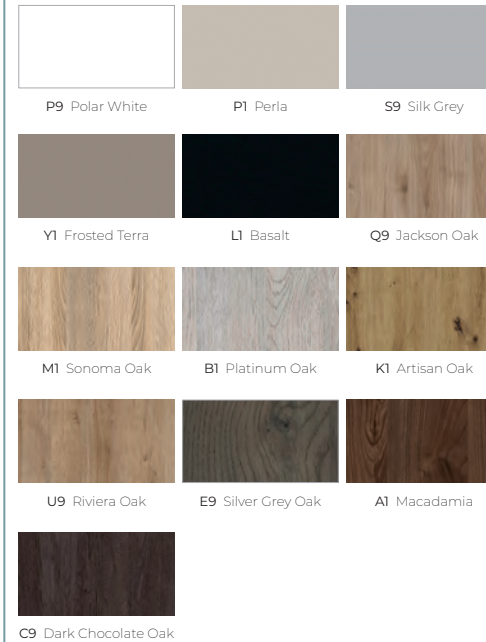
Decor Finishes - PG1



Glass Finishes - PG2

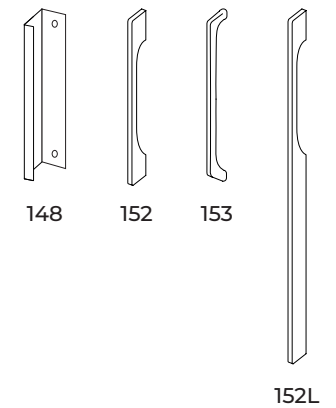


Step 4 - Please select the carcass colour



Step 5 - Please select your handle version


For hinged door robes



For sliding door robes



Step 6 - Please select the colour of your handle / trim



Simplicity 200



Simplicity 200

DANSK

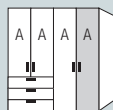
hinged door wardrobes

Height: 223 cm Depth: 62 cm

Internal Depth: 58 cm

With Soft Stop

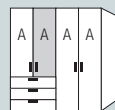
95680



Upgrade long door to glass finish

£201 per door

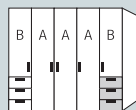
95689



Upgrade short door to glass finish

£159 per door

95630



Upgrade all 50cm drawers to glass finish

£201 per set

95631



Upgrade all 100-120cm drawers to glass finish

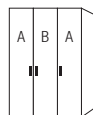
£277 per set

Allow 4 cm clearance.

Drawers with glass/mirror fronts can only be ordered with handle version 148.

*Extra charge for 152L handle.

100 50



Width: 150 cm

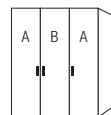
3 Doors

7515080

PG1 £1044

*95603 - £55

120 60



Width: 180 cm

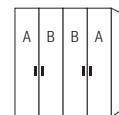
3 Doors

7518080

PG1 £1245

*95603 - £55

100 100



Width: 200 cm

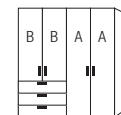
4 Doors

7520080

PG1 £1308

*95604 - £74

100 100



Width: 200 cm

4 Doors
3 Drawers

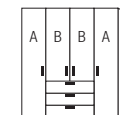
Wardrobe can also be built as a mirror image

7520084

PG1 £1779

*95602 - £39

50 100 50



Width: 200 cm

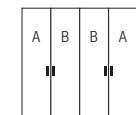
4 Doors
3 Drawers

7520081

PG1 £1860

*95602 - £39

120 120



Width: 240 cm

4 Doors

7524080

PG1 £1543

*95604 - £74

120 120



Width: 240 cm

4 Doors
3 Drawers

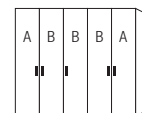
Wardrobe can also be built as a mirror image

7524084

PG1 £2049

*95602 - £39

100 50 100



Width: 250 cm

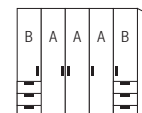
5 Doors

7525080

PG1 £1650

*95605 - £92

50 100 50 50



Width: 250 cm

5 Doors
6 Drawers

7525083

PG1 £2546

*95603 - £55

100 100 100



Width: 300 cm

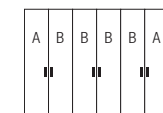
6 Doors

7530080

PG1 £1911

*95606 - £111

100 100 100



Width: 300 cm

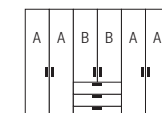
6 Doors

7530180

PG1 £1911

*95606 - £111

100 100 100



Width: 300 cm

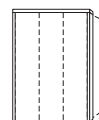
6 Doors

7530081

PG1 £2384

*95604 - £74

100 50



Width: 154 cm

Fits Robe width 150 cm

98 155 10

Without Lights

£254

95 415

With Top Lighting

Extra £97

120 60



Width: 184 cm

Fits Robe width 180 cm

98 185 10

Without Lights

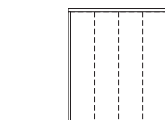
£273

95 418

With Top Lighting

Extra £97

100 100 50 100 50



Width: 204 cm

Fits Robe width 200 cm

98 205 10

Without Lights

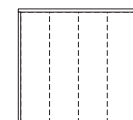
£270

95 420

With Top Lighting

Extra £173

120 120



Width: 244 cm

Fits Robe width 240 cm

98 245 10

Without Lights

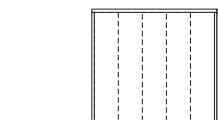
£307

95 424

With Top Lighting

Extra £173

100 50 100 50 100 50 50



Width: 254 cm

Fits Robe width 250 cm

98 255 10

Without Lights

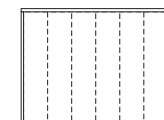
£321

95 425

With Top Lighting

Extra £217

100 100 100



Width: 304 cm

Fits Robe width 300 cm

98 305 10

Without Lights

£356

95 430

With Top Lighting

Extra £259

PLEASE NOTE: With the passe partout added the wardrobe height is 226cm and the depth is 72cm

MINIMUM CARRIAGE CHARGES APPLY: Please speak to your retailer.



Simplicity 300



Simplicity 300

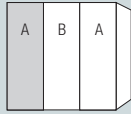
DANSK

sliding door wardrobes

Height: 223 cm Depth: 69 cm

Internal Depth: 58 cm

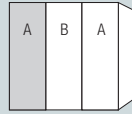
95681



Upgrade a 80cm width door to glass finish

£226 per door

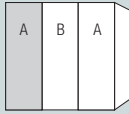
95682



Upgrade a 90cm width door to glass finish

£226 per door

95683



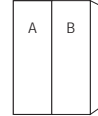
Upgrade a 100cm width door to glass finish

£236 per door

Allow 4cm clearance.



80 80



Width: 160 cm

2 Doors

3516016

PG1 £1130

90 90



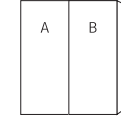
Width: 180 cm

2 Doors

3518016

PG1 £1192

100 100



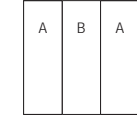
Width: 200 cm

2 Doors

3520016

PG1 £1264

80 80 80



Width: 240 cm

3 Doors

3524016

PG1 £1543

90 90 90



Width: 270 cm

3 Doors

3527016

PG1 £1647

100 100 100



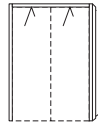
Width: 300 cm

3 Doors

3530016

PG1 £1698

80 80



Width: 170 cm

Fits Robe Width 160 cm

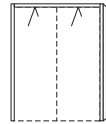
98 165 01
Without Lights

£344

98 165 06
2 Lights

£725

90 90



Width: 190 cm

Fits Robe Width 180 cm

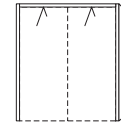
98 185 01
Without Lights

£363

98 185 06
2 Lights

£746

100 100



Width: 210 cm

Fits Robe Width 200 cm

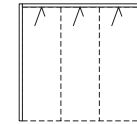
98 205 01
Without Lights

£377

98 205 06
2 Lights

£758

80 80 80



Width: 250 cm

Fits Robe Width 240 cm

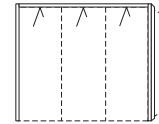
98 245 01
Without Lights

£416

98 245 06
3 Lights

£924

90 90 90



Width: 280 cm

Fits Robe Width 270 cm

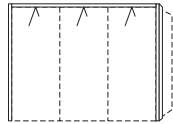
98 275 01
Without Lights

£432

98 275 06
3 Lights

PG1 £943

100 100 100



Width: 310 cm

Fits Robe Width 300 cm

98 305 01
Without Lights

£448

98 305 06
3 Lights

£961

PLEASE NOTE: With the passe partout added the wardrobe height is 226cm and the depth is 72cm



Cushion Fittings

Set of 2

91 257 18

£164

For an additional soft stop of both outer doors



Anti-collision/ Cushion Fittings
2 Door

91 262 18

£92

(For width 160-200cm) Pulls the doors into 'Open' position, dampens interaction of doors.



Anti-collision/ Cushion Fittings
3 Door

91 263 18

£210

(For width 240-300cm) Pulls the doors into 'Open' position, dampens interaction of doors.

MINIMUM CARRIAGE CHARGES APPLY:
Please speak to your retailer.

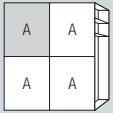
Simplicity 310 sliding door wardrobes



Simplicity 310



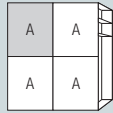
95694



Upgrade 100cm door panel to glass finish

£120 per panel

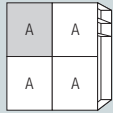
95695



Upgrade 120cm door panel to glass finish

£129 per panel

95696

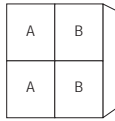
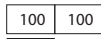


Upgrade 140cm door panel to glass finish

£136 per panel

Allow 4cm clearance.

*2 x panels per door

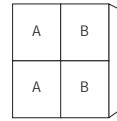
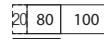


Width: 200 cm

2 Doors
2 Panel Left A
2 Panel Right B

3520021

PG1 £1456

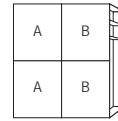
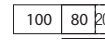


Width: 200 cm

Exterior Shelf Left
2 Doors
2 Panel Left A
2 Panel Right B

3520023

PG1 £1779

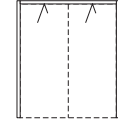



Width: 200 cm

Exterior Shelf Right
2 Doors
2 Panel Left A
2 Panel Right B

3520029

PG1 £1779



Width: 210 cm

98 205 03
Without Lights

£372

98 205 07
2 Lights

£758

With the passe partout added the wardrobe height is 226cm and the depth is 72cm

Cannot be used for sliding door wardrobes with 20 cm exterior shelf



Cushion Fittings

Set of 2

91 257 18

£164

For an additional soft stop of both outer doors

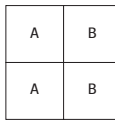



Anti-collision/Cushion Fittings
2 Door

91 262 18

£92

(For width 160-200cm)
Pulls the doors into 'Open' position, dampens interaction of doors.

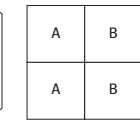
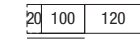


Width: 240 cm

2 Doors
2 Panel Left A
2 Panel Right B

3524021

PG1 £1636

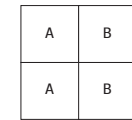
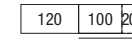


Width: 240 cm

Exterior Shelf Left
2 Doors
2 Panel Left A
2 Panel Right B

3524023

PG1 £1955

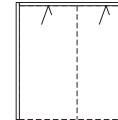


Width: 240 cm

Exterior Shelf Right
2 Doors
2 Panel Left A
2 Panel Right B

3524029

PG1 £1955



Width: 250 cm

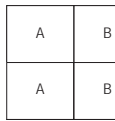

98 245 03
Without Lights

£404

98 245 07
2 Lights

£790

With the passe partout added the wardrobe height is 226cm and the depth is 72cm

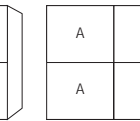
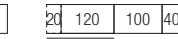


Width: 280 cm

2 Doors
2 Panel Left A
2 Panel Right B

3528021

PG1 £1871

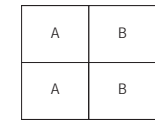



Width: 280 cm

Exterior Shelf Left
2 Doors
2 Panel Left A
2 Panel Right B

3528023

PG1 £2230

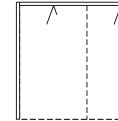
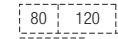


Width: 280 cm

Exterior Shelf Right
2 Doors
2 Panel Left A
2 Panel Right B

3528029

PG1 £2230



Width: 290 cm

98 285 03
Without Lights

£439

98 285 07
2 Lights

£827

With the passe partout added the wardrobe height is 226cm and the depth is 72cm

Additional Shelf

W55 cm D18 cm
32 mm thick

91 670 00

£60

1 piece
In body colour

Additional Shelves

W55 cm D18 cm
32 mm thick

91 670 02

£120

Set of 2
In body colour

Metal Rod

Length 55 cm

91 671 00

£37

Frosted Aluminium
For trousers, scarves, shawls etc.

LED Light-band*

For wardrobe
H223 cm L215 cm

97 412 00

£282

Set of 2
To be mounted on the left and right inside the wardrobe.
*Dimmable LED light-band (A+, BEL 139-Wessel) with unexchangeable lamps, activation remote control.



Storage Trays

W12 cm H5 cm D16 cm

91 667 00

£79

Set of 3
Frosted Aluminium
To be mounted on the left and right side inside the wardrobe.



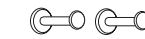
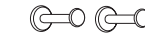
Clothes Hanger Holder

Length 21 cm

91 668 00

£55

Frosted Aluminium
To be mounted on the back panel.



Metal Hooks

Length 8 cm

91 661 00

£106

Frosted Aluminium
To be mounted on the back panel.



Crystal Mirror

W37 cm H87 cm

99 016 00

£74

For self-assembly on the back side

MINIMUM CARRIAGE CHARGES APPLY:
Please speak to your retailer.

Simplicity 320 sliding door wardrobes with drawers



Simplicity 320

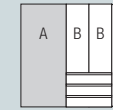


sliding door wardrobes with drawers

Height: 223 cm Depth: 69 cm

Internal Depth: 58 cm

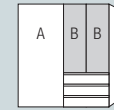
95683



Upgrade sliding door to glass finish

£236 per door

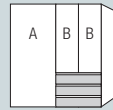
95688



Upgrade pair of hinged doors glass finish

£317 per set

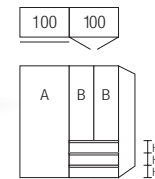
95631



Upgrade set of 3 drawers to glass finish

£277 per set

Allow 4cm clearance.

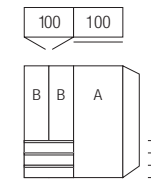


Width: 200 cm

3 Door
1 Sliding A Left
2 Hinged B Right
3 Drawers Right

3520019

PG1 £2142

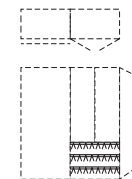


Width: 200 cm

3 Door
1 Sliding A Right
2 Hinged B Left
3 Drawers Left

3520119

PG1 £2142

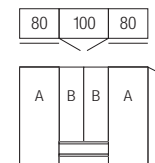


LED Lighting

Set of 3

97 451 13

£407

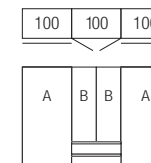


Width: 260 cm

4 Door
2 Sliding A Left
2 Hinged B Centre
3 Drawers Centre

3526019

PG1 £2597



Width: 300 cm

4 Door
2 Sliding A Left
2 Hinged B Centre
3 Drawers Centre

3530019

PG1 £2712



Cushion Fittings

Set of 2

91 257 18

£164

For an additional soft stop of both outer doors



Drawer Divider

For Drawer Height H3

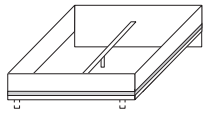
W88 H12.5 D49 cm
8 Compartments
Finish Twist Linen

91 355 10

£111

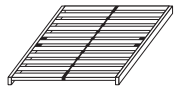
MINIMUM CARRIAGE CHARGES APPLY:
Please speak to your retailer.

Simplicity 500 bed system

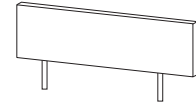


Double Bed 1		
5970911 (140)	5970911 (150)	5970911 (180)
140 x 190 cm	150 x 200 cm	180 x 200 cm
W148 H49 D196	W158 H49 D206	W188 H49 D206
£924	£924	£924
Headboard H49 cm. Footboard H49 cm		
Without slats and mattress. Bed frame angular. Choice of bed legs. x2 Slat Frames required for each bed.		

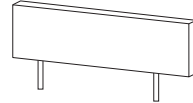
Leg Version			
220	215	216	225
Suspended Effect	Round Metal	Square Wooden	Round Dog-leg Metal
Without extra charge			
	301 Frosted Aluminium 302 Chrome 322 Stainless Steel 324 Black	301 Frosted Aluminium 314 Polar White 324 Black	301 Frosted Aluminium 302 Chrome 322 Stainless Steel 324 Black



Slatted Frame		
1 Piece (two slats required)		
70 x 190 cm	75 x 200cm	90 x 200cm
For bed size:	For bed size:	For bed size:
140 x 190 cm	150 x 200 cm	180 x 200 cm
W96 H7 D186	W158 H7 D196	W188 H7 D196
9407900	9403000	9409000
£145	£145	£145



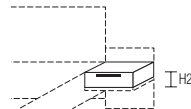
Wooden Headboard		
W148 H50	W158 H50	W188 H50
32 mm thick		
4670400 (140)	4670400 (150)	4670400 (180)
Please specify your finish.		
Width 140 cm	Width 150 cm	Width 180 cm
PG1 £255	PG1 £255	PG1 £255



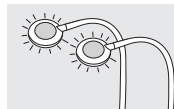
Upholstered Headboard		
W149 H58	W159 H58	W189 H58
70 mm thick. Quilted all round with double pin tuck.		
4672700 (140)	4672700 (150)	4672700 (180)
Please specify your finish.		
Width 140 cm	Width 150 cm	Width 180 cm
£672	£672	£672



Panel with shelf	
W40 H65 D44	W50 H65 D44
47 106 40	47 106 50
£206	£217
1 piece Can be mounted on the left and/or right of the bed	



Bedside Drawer	
W40 H65 D44	W50 H65 D44
41 019 40	41 019 50
PG1 £291	PG1 £319
PG2 £312	PG2 £351
1 drawer To place on panel with shelf	



LED Lighting - White
length 2 x 52 cm
97 222 00
£270
Set of 2 Flexible



LED Lighting - Black
length 2 x 52 cm
97 232 00
£270
Set of 2 Flexible

Available colours for bedframe

P9 Polar White	P1 Perla*	S9 Silk Grey	Y1 Frosted Terra	L1 Basalt	Q9 Jackson Oak
M1 Sonoma Oak	B1 Platinum Oak	U9 Riviera Oak	E9 Silver Grey Oak		

Upholstered headboard finish options

G51GB White Faux Leather	G65GB Silk Grey Faux Leather	G64GB Terra Faux Leather	G67GB Perla Faux Leather	G84GB Amaro Grey Fabric	G66GB Basalt Faux Leather

Available colour for wooden headboard, panel and shelf

P9 Polar White	P1 Perla*	S9 Silk Grey	A1 Macadamia	Y1 Frosted Terra	L1 Basalt
Q9 Jackson Oak	C9 Dark Choc Oak	M1 Sonoma Oak	B1 Platinum Oak	U9 Riviera Oak	K1 Artisan Oak
E9 Silver Grey Oak					

Available colour for contrast decor

P9 Polar White	P1 Perla*	S9 Silk Grey	A1 Macadamia	Y1 Frosted Terra	L1 Basalt
Q9 Jackson Oak	C9 Dark Choc Oak	M1 Sonoma Oak	B1 Platinum Oak	U9 Riviera Oak	K1 Artisan Oak
E9 Silver Grey Oak	G35 Chrome	G39 Stainless Steel			

Available colour for corner connectors

G15 Frosted Aluminium	G35 Chrome	G39 Stainless Steel

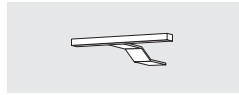
MINIMUM CARRIAGE CHARGES APPLY.
Please speak to your retailer.

For bedside drawer finish options, see page 14

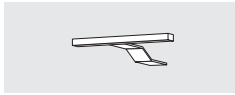
Interior Finishes



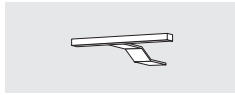
X1 Linen Twist

**LED Lighting**

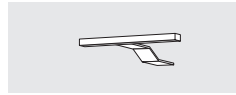
Set of 2 1 Foot Switch	Set of 3 1 Foot Switch
To be fitted on the wardrobe	
Frosted Aluminium	
W35 H4	
97 502 00	97 503 00
£358	£478

**LED Lighting**

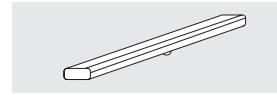
Set of 2 1 Foot Switch	Set of 3 1 Foot Switch
To be fitted on the wardrobe	
Chrome	
W35 H4	
97 602 00	97 603 00
£407	£559

**LED Lighting**

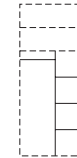
Set of 2 1 Foot Switch	Set of 3 1 Foot Switch
To be fitted on the wardrobe	
Stainless Steel	
W35 H4	
97 962 00	97 963 00
£358	£478

**LED Lighting**

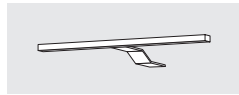
Set of 2 1 Foot Switch	Set of 3 1 Foot Switch
To be fitted on the wardrobe	
Black	
W35 H4	
97 702 00	97 703 00
£407	£559

**Internal LED Under Shelf Lighting**

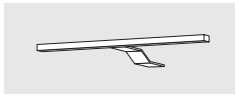
With Sensor Control and magnetic holder. Rechargeable USB Battery.	
To be fitted under shelf	
Frosted Aluminium	
W34 H2 D3	
97 632 00	
£116	

**Shelving Fitment**

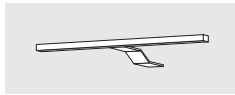
80 cm	90 cm	100 cm	120 cm
W78 H147 D50	W88 H147 D50	W98 H147 D50	W118 H147 D50
1 Middle side panel, 3 little shelves, 1 short hanging rail.			
91 028 00	91 040 00	91 021 00	91 023 00
£159	£159	£159	£159

**LED Lighting**

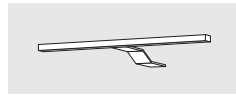
Set of 2 1 Foot Switch	Set of 3 1 Foot Switch
To be fitted on the wardrobe	
Frosted Aluminium	
W65 H4 cm	
97 512 00	97 513 00
£478	£658

**LED Lighting**

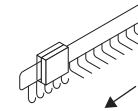
Set of 2 1 Foot Switch	Set of 3 1 Foot Switch
To be fitted on the wardrobe	
Chrome	
W65 H4 cm	
97 612 00	97 613 00
£541	£751

**LED Lighting**

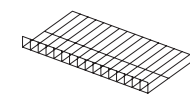
Set of 2 1 Foot Switch	Set of 3 1 Foot Switch
To be fitted on the wardrobe	
Stainless Steel	
W65 H4 cm	
97 892 00	97 893 00
£478	£658

**LED Lighting**

Set of 2 1 Foot Switch	Set of 3 1 Foot Switch
To be fitted on the wardrobe	
Black	
W65 H4 cm	
97 712 00	97 713 00
£541	£751

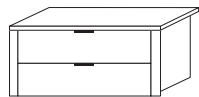
**Tie and Belt Rack**

W9 H10 D46
91 073 00
£111
Chrome pull-out fits to internal wardrobe side

**Shoe Rack**

50 cm	80 cm	90 cm	100 cm
W48 D35	W78 D35	W88 D35	W98 D35
91 090 00	91 098 00	91 097 00	91 091 00
£49	£62	£69	£72

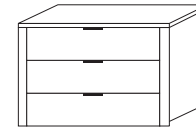
Frosted Silver

**Interior Drawers - Woodline**

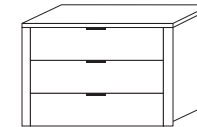
W48 H41 D50 cm	W58 H41 D50 cm	W78 H41 D50 cm	W88 H41 D50 cm
Interior drawers with 2 wooden front drawers can be used as standing or suspended element. Handles: Frosted Aluminium.			
91 202 50	91 202 60	91 202 80	91 202 90
£330	£360	£446	£474

**Interior Drawers - Woodline**

W98 H41 D50 cm	W118 H41 D50 cm
Interior drawers with 2 wooden front drawers can be used as standing or suspended element. Handles: Frosted Aluminium.	
91 202 10	91 202 12
£508	£561

**Interior Drawers - Woodline**


W48 H61 D50 cm	W58 H61 D50 cm	W78 H61 D50 cm	W88 H61 D50 cm
Interior drawers with 3 wooden front drawers can be used as standing or suspended element. Handles: Frosted Aluminium.			
91 221 50	91 221 60	91 221 80	91 221 90
£446	£490	£619	£663

**Interior Drawers - Woodline**

W98 H61 D50 cm	W118 H61 D50 cm
Interior drawers with 3 wooden front drawers can be used as standing or suspended element. Handles: Frosted Aluminium.	
91 221 10	91 221 12
£707	£790

**Shelf**

50 cm	60 cm	80 cm	90 cm	100 cm	120 cm
W48 D50	W58 D50	W78 D50	W88 D50	W98 D50	W118 D50
Set of 1 - 22 mm thick					
9205100	9256100	9208100	9259100	9201100	9201400
£40	£40	£48	£48	£48	£48



50 cm	60 cm	80 cm	90 cm	100 cm	120 cm
Length 48 cm	Length 58 cm	Length 78 cm	Length 88 cm	Length 98 cm	Length 118 cm
92 948 00	92 959 00	92 977 00	92 988 00	92 997 00	92 917 00
£15	£19	£19	£19	£19	£19

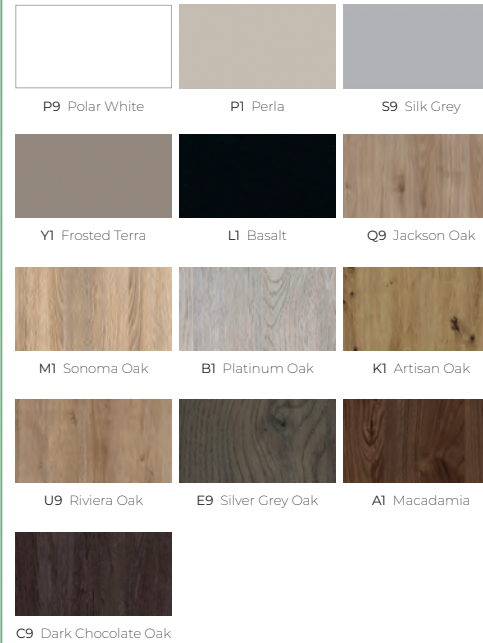
Simplicity 700 chests and drawers



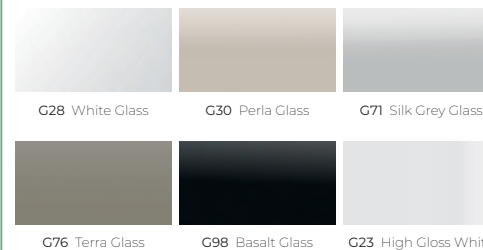
CHEST & DRAWER FINISHES

Step 1 - Please select the colour of the drawers and doors

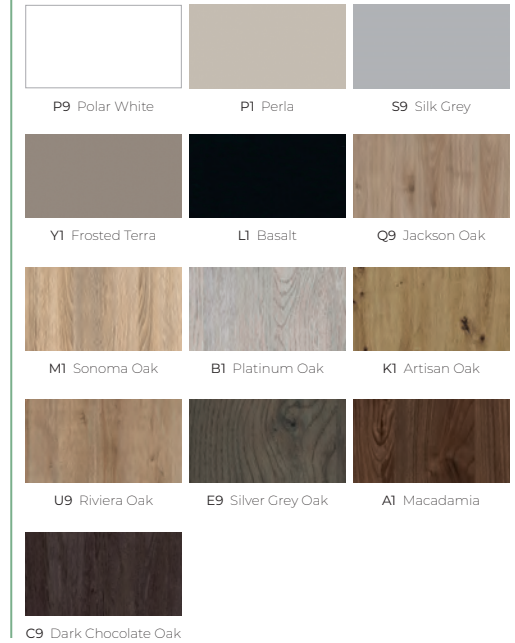
Decor Finishes - PG1



Glass Finishes - PG2

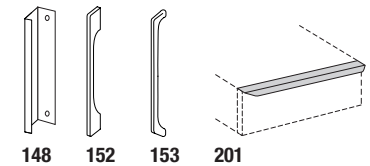


Step 2 - Please select the carcass colour




Step 3 - Please select your handle version

Please specify which handle version is required for each unit. Please note: With glass and mirrored fronts you can only select model 148 and 201.



Step 4 - Please select the handle finish



H41 cm W40 cm	H41 cm W50 cm	H60 cm W40 cm	H60 cm W50 cm	H79 cm W50 cm	H79 cm W80 cm	H79 cm W100 cm	H79 cm W100 cm	H79 cm W100 cm	H79 cm W100 cm	H79 cm W120 cm
2 Drawers	2 Drawers	3 Drawers	3 Drawers	4 Drawers	3 Drawers	3 Drawers	5 Drawers	1 Door L/H 4 Drawers	1 Door R/H 4 Drawers	3 Drawers
41 020 40	41 020 50	41 023 40	41 023 50	42 114 50	42 115 80	42 115 10	42 116 10	42 117 10	42 118 10	42 115 12
PG1 £285	PG1 £310	PG1 £379	PG1 £410	PG1 £488	PG1 £525	PG1 £578	PG1 £769	PG1 £714	PG1 £714	PG1 £783
PG2 £357	PG2 £379	PG2 £486	PG2 £515	PG2 £627	PG2 £681	PG2 £787	PG2 £1146	PG2 £937	PG2 £937	PG2 £1017
95 740	95 740	95 741	95 741	95 743	95 742	95 744	95 752	95 745	95 745	95 747
Handle 201 - £51	Handle 201 - £51	Handle 201 - £78	Handle 201 - £78	Handle 201 - £105	Handle 201 - £98	Handle 201 - £98	Handle 201 - £172	Handle 201 - £129	Handle 201 - £129	Handle 201 - £141

H79 cm W150 cm	H79 cm W150 cm	H79 cm W150 cm	H79 cm W160 cm	H98 cm W100 cm	H104 cm W80 cm	H104 cm W120 cm	H104 cm W160 cm	H85 cm W35(85) cm
Layout: 50/100 1 Door Left Hand Facing 3 Drawers 1 Shelf	Layout: 100/50 1 Door Right Hand Facing 3 Drawers 1 Shelf	Layout: 50/50/50 2 Doors 2 Shelves 4 Drawers	3 Drawers Subdivided in the centre	Supplied disassembled 6 Drawers	4 Drawers	4 Drawers	4 Drawers subdivided centre	Add-on Shelf Unit with 3 Shelves (25mm) To be fitted on the left or right next to chests of 79 cm high
42 120 15	42 121 15	42 119 15	42 115 16	42 202 10	42 304 80	42 304 12	42 304 16	44 028 00
PG1 £882	PG1 £882	PG1 £941	PG1 £1066	PG1 £1005	PG1 £695	PG1 £1333	PG1 £1454	PG1 £352
PG2 £1152	PG2 £1152	PG2 £1247	PG2 £1384	PG2 £1368	PG2 £902	PG2 £1763	PG2 £1985	
95 748	95 748	95 749	95 751	95 754	95 746	95 753	95 755	
Handle 201 - £146	Handle 201 - £146	Handle 201 - £154	Handle 201 - £162	Handle 201 - £211	Handle 201 - £131	Handle 201 - £189	Handle 201 - £217	

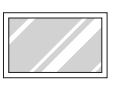


Wall Mirror
W104 cm H76 cm

Grey Mirror to be wall
mounted horizontally
or vertically

49 017 00
£296

Please select
the frame finish.
G15 Frosted Aluminium
G35 Chrome



Wall Mirror
W96 cm H59 cm

Mounting plate with crystal
mirror (W86 H49) to be
wall mounted horizontally
or vertically

49 028 00
£159

Please specify your choice
of colour of the mounting
plate.

- P9** Polar White
P1 Perla
S9 Silk Grey
Y1 Terra
L1 Basalt
Q9 Imitation Jackson Oak
M1 Imitation Sonoma Oak
B1 Imitation Platinum Oak
K1 Imitation Artisan Oak
U9 Imitation Riviera Oak
A1 Imitation Macademia
C9 Imitation Chocolate Oak
E9 Imitation Silver Grey Oak



Shelf for chests

Additional shelf for chests in width 50 cm.

W46 cm	W48 cm
92 396 00	92 393 00
£32	£32

X1 Twist Linen Finish.
16 mm Thick.

Can be used
for chests
42 119 15
42 120 15
42 121 15

Can be used
for chests
42 117 10
42 118 10

PRODUCT INFORMATION

- Where timbers are mentioned (Sonoma oak etc.), the term refers only to the colour of the finish. The reproduction of finishes in this catalogue is for guidance only. Your retailer has finish samples for viewing. Please note there can be shade variations in finish depending on materials used.
- Wardrobe back panels are designed to flex to allow for settlement.
- All sizes are metric in centimetres and are to working tolerances of plus or minus 5mm. All wardrobe depths include front pelmet overhang.
- All wall mounted accessories are supplied with fittings for solid walls only. Please consult a hardware specialist for fittings for other wall types.
- Our wardrobes are designed to be mounted to the wall. Wall fixing brackets are supplied for customer's own use.
- All optional exterior lights and light pelmets are supplied with a push button floor switch. Please consult a qualified electrician if you wish to wall mount this switch.
- Models with low voltage halogen lights incorporate a transformer which can give a slight buzzing noise when in use.
- Handle choices are specific only to the ranges where shown and to the handle type shown.
- The fascia plinths of all sliding door wardrobe bases are produced in the wardrobe interior finish.
- Whilst every care is taken to ensure the accuracy of this brochure, we cannot accept liability for any mistake that may occur and reserve the right to amend prices/specifications without prior notification. E. & O.E.

ORDERING PROCEDURES

- Orders, together with any later amendments, must be made through your appointed retail stockist. Orders cannot be placed direct. These must be in writing or via email. Verbal amendments cannot be accepted.
- Ensure the correct range and model codes are quoted from this brochure. Orders are processed from model codes only, and not from any description or comment. Please ensure you specify your handle and trim choice. Please check sizes in all the area the furniture is to be sited, as walls, ceilings and floors are often not straight.
- If you have any doubts about your order, please consult your retailer and make a room plan for checking.
- For home delivery and installation, please give your full postal address, email address and home/work/mobile phone numbers even if it is ex-directory. This is purely required to assist in the delivery of your order and is not retained for any future use. If the delivery address is a new property please give directions and the builders/developers name. If you live in a flat, please advise which floor and if there are usable lift facilities. If you are in the process of moving home, please advise both your contact and delivery addresses.
- Delivery time is 8 to 10 working weeks from our processing date of your order but may extend at holiday times or periods of high demand. Delivery to remote addresses or delivery restrictions such as van size, access or your availability may extend the delivery time. If a later delivery is required, please advise your retailer at time of order as our distribution centre cannot hold orders for more than 28 days after the initial delivery date given. After that time, we reserve the right to allocate the items to other orders where possible and if not to levy a weekly storage charge at the rate of £30 per week.
- An order acknowledgment will be sent to your retailer to check the order is to your requirements. Any amendments must be made through your retailer.
- All furniture is made to order and therefore we reserve the right to make a charge if the order is cancelled 10 days after the order acknowledgment date. Please consult your retailer for further details.

DELIVERY INFORMATION

- Our home delivery and installation service is made via experienced furniture logistics companies who are highly trained in installing Nolte products. Please advise if they will have difficulty gaining access to or parking at your delivery address. Low bridges, overhanging trees and parked cars are the most common problem, together with yellow lines or London Red Routes. We cannot accept liability for any indentation or sinking to driveways caused by our vehicles. If you have any doubt about the stability of your driveway, please advise us in writing so a clear instruction not to use your driveway can be given in advance to our installers. Please ensure access to your home is clear and clean.
- Please check your internal access to the room where the furniture is to be sited. Narrow or spiral staircases and lower ceilings may prevent access for large items particularly wide sliding doors, bed slats and overbed side tower sections. Please remove any items such as wall mirrors, pictures or lampshades that protrude or may impede access within your home and protect your floor/floor covering as we cannot accept responsibility for any damage caused to your possessions whilst delivery is taking place. Ensure young children are away from the working area. For Health and Safety reasons our installers can only deliver via normal doorways and stairways and cannot remove their footwear.
- The furniture is freestanding and is assembled in your home, not fitted. Any removal or re-siting of radiators, light switches or power points etc. must be done prior to delivery. All existing furniture should be removed before delivery so as to allow a clear working area for our installers.
- Removal of skirting boards or picture rails etc. to enable the furniture to be flush to the wall is beneficial, but first check that the floor and wall form a true right angle as if they do not, the furniture will not be flush. If you do decide to remove your skirting board prior to delivery, it is recommended you remove the entire length and cut/refit around the furniture after delivery.
- The furniture can be assembled on either a bare or covered floor. If on carpet, it is recommended you remove any 'smooth edge' grip rods as they will affect the levelling of the furniture. There is a minimum of 20mm clearance between the door bottom and carcass bottom on all wardrobes. Please take this into account when considering both carpet thickness and whether to have carpet under the robes. Thick pile carpets fitted up to the wardrobe doors may stop doors opening and so in these circumstances, the wardrobes should stand on the carpet.
- Uneven floors may cause the furniture to be out of alignment necessitating the use of packing wedges to level the furniture. Whilst reasonable effort is made to level units, this cannot be guaranteed on uneven floors.
- Where uneven floors may affect the stability of the furniture our policy is to pack units to lean back slightly to the wall.
- Where floors are extremely uneven, it is advisable to have a joiner construct a level platform as our installers will not assemble units if they consider an uneven floor may make the units unstable. Wall fixing brackets for wardrobe and chests will be left for customers own use, we recommend these are used to secure the furniture to the walls.
- Any furniture that includes electric lighting or power sockets is supplied ready to connect to your mains supply. Our installers are not electricians and cannot undertake to do any electrical work.

DELIVERY

- Delivery planning commences 1-2 weeks in advance on receipt of production schedules from our factory in Germany. You will receive a call from one of our highly trained and experienced furniture logistics partners to arrange delivery and installation of your new Nolte furniture. If you have the need to postpone the delivery date offered, please appreciate that your delivery has to be re-planned together with other customers in your area, and therefore, may be four to five weeks later. Additional charges will apply for cancellations with less than 5 working days.
- All deliveries are made Monday to Friday from depots throughout the UK and Ireland. Accordingly, whilst there are no set days for delivery in any area of the country, geographical restrictions and driving time regulations prevent delivery being made in distant areas on Mondays and Fridays.
- For guidance the delivery and assembly time for a 2-metre width wardrobe is about one hour.
- We reserve the right to make abortive delivery charges where incorrect or incomplete information has been supplied, where wrong items have been ordered or when delivery postponement is not preceded by 5 working days' notice. Charges will always be made for 240cm high wardrobes that do not fit. Please consult your retailer for further details.
- Replacement of defective or missing items will normally be made in 6/8 working weeks. Our policy is always to replace any item not to our normal manufacturing standards rather than make financial allowances.
- On completion of your home installation you will be asked to inspect and sign our delivery note. Please note any damages to product and/or property must be reported and noted on the delivery note, please retain your copy of the delivery note for future reference. Claims for damages cannot be accepted once the installation team has left the property.
- In the event of any service requirement arising after delivery, please contact your retailer who will submit a report to our office. We may ask your retailer to inspect the furniture before we can arrange a remedial call.

CARE OF YOUR FURNITURE

- Once your furniture including bedframes has been assembled it must not be moved without being disassembled.
- Clean all surfaces including mirrors only with a slightly damp cool cloth. Household cleaners and polishes including those for mirrors should not be used as some can cause damage to the furniture.
- Protect surfaces from spillage of drinks, cosmetics, cleaners etc. Glass, cut to size is recommended to protect surfaces if such a risk is likely to occur.
- Levelling/Settlement. Due to the nature of all wardrobes further levelling may be required after a period of use. Please do not force uneven doors, this may negate your warranty. Our installation partners can re-level your units for a nominal charge. Please contact your retailer for further information.
- Individual LEDs cannot be replaced, only complete units.



Simplicity
nolte® MÖBEL

5 YEAR
GUARANTEE



Allianz für
Entwicklung
und Klima



© Copyright Nolte Möbel Ltd 2022.
No part of this brochure or
design or illustration therein may
be reproduced in any manner
whatsoever or stored in any
retrieval system without prior
written permission.



DANSK, 48-50 Stadium Way, Benfleet, Essex SS7 3NZ 01268 775688 rayleigh@dansk.co.uk