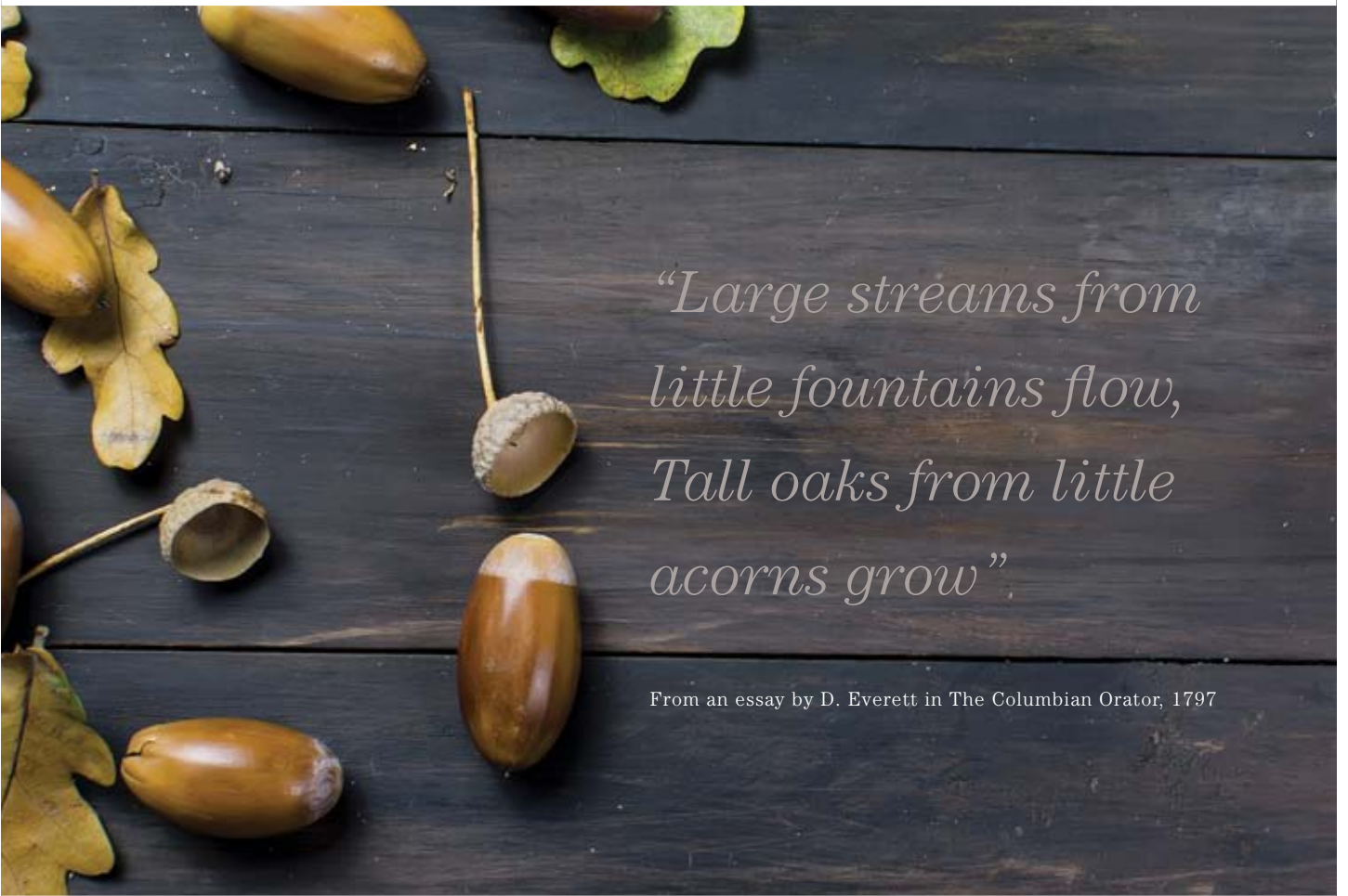




THE FURNITURE COLLECTION

*Beautifully crafted premium oak & hardwood furniture*





Rustic Monastery extending dining table

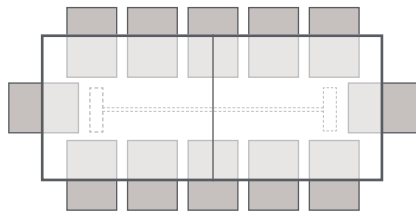
| width | extend 1 | extend 2 | depth | height |
|-------|----------|----------|-------|--------|
| 2500  | 3000     | 3500     | 1200  | 790    |

Distance between legs: 1660

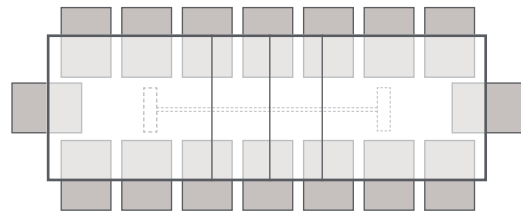
Table top thickness: 70

Storable extension leaves.

2.5m Table closed : 12 chairs



3.5m Table open : 16 chairs



Grand Ark Royal Extending Monastery Table

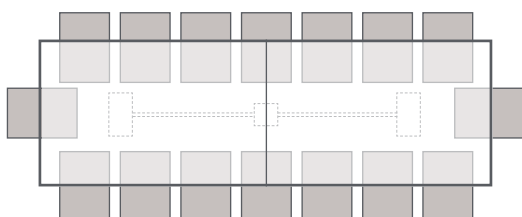
| width | extend 1 | extend 2 | depth | height |
|-------|----------|----------|-------|--------|
| 3500  | 4000     | 4500     | 1200  | 790    |

Distance between legs: 2500

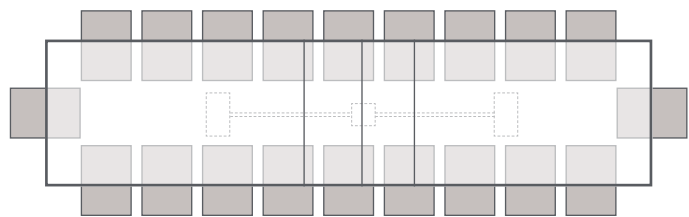
Table top thickness: 70

Storable extension leaves.

3.5m Table closed : 16 chairs



4.5m Table open : 20 chairs





**Large Sideboard**

| width | depth | height | drawer depth |
|-------|-------|--------|--------------|
| 1550  | 500   | 885    | 145          |

Can be hand painted in the following Farrow & Ball eggshell paints (more details on P26)



Clunch

Elephants breath

London stone

Lichen

Down pipe



*top of the desk pulls out for use and is easily stored away*



Compact Desk

| width | depth | height |
|-------|-------|--------|
| 825   | 450   | 925    |



Ladder Back Dining Chair

| width | depth | height |
|-------|-------|--------|
| 455   | 500   | 1100   |



Office Chair - shown in 3L Cerato Leather

| width | depth | height |
|-------|-------|--------|
| 670   | 710   | 1120   |



Mustang Office Chair

| width | depth | height |
|-------|-------|--------|
| 590   | 550   | 880    |

Brown aniline leather



**Chest Desk**

| width | depth | height |
|-------|-------|--------|
| 1000  | 500   | 1030   |

Drawer depth 130  
 File drawer depth 305  
 The desk can be closed with a lap top in situ.



Roller caster and fixed foot options available on Commander and Hallam chairs.

**Hallam Chair**

| width | depth | height |
|-------|-------|--------|
| 510   | 690   | 960    |

Seating height from 460 - 560mm

Dark brown aniline leather



**Nelson (Office-Bar) Stool**

| width | depth | height |
|-------|-------|--------|
| 520   | 510   | 940    |

Seating height from 430 - 630mm

Black aniline leather





### Colin bench

2 seater:

| width | depth | height |
|-------|-------|--------|
| 1250  | 620   | 930    |



3 seater:

| width | depth | height |
|-------|-------|--------|
| 1480  | 620   | 930    |



### Stanton

|            | width | depth | height | seat height |
|------------|-------|-------|--------|-------------|
| Chair      | 530   | 620   | 930    | 510         |
| 2 Seater   | 1110  | 620   | 930    | 510         |
| 2.5 Seater | 1330  | 620   | 930    | 510         |
| 3 Seater   | 1600  | 620   | 930    | 510         |
| 4 Seater   | 1900  | 620   | 930    | 510         |

### Heanor

|           | width | depth | height | seat height |
|-----------|-------|-------|--------|-------------|
| Chair     | 750   | 700   | 1000   | 510         |
| Love Seat | 1150  | 700   | 1000   | 510         |
| 2 Seater  | 1300  | 700   | 1000   | 510         |
| 3 Seater  | 1600  | 700   | 1000   | 510         |
| 4 Seater  | 1900  | 700   | 1000   | 510         |

